

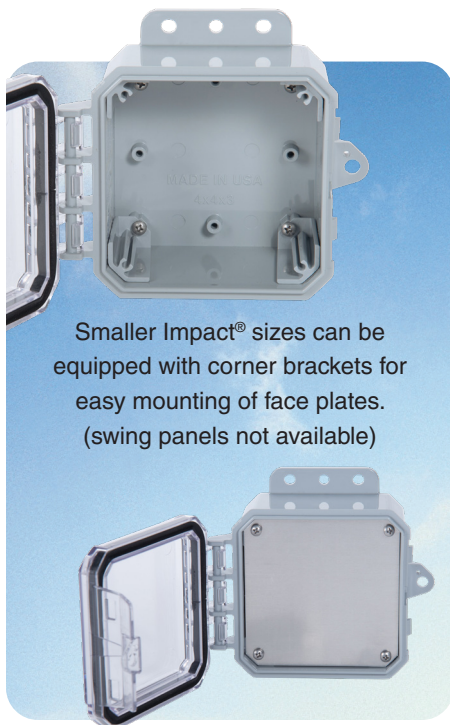


## INTEGRA'S EASY AND UNIQUE SWING PANEL & FACE PLATE SYSTEM.

### BENEFITS OF SWING PANEL AND FACE PLATE SYSTEM


*Smart, Simple and Easy!*

- Minimum number of parts to install
- A phillips head screwdriver is all that is needed to install either system.
- Face plates, swing panels and complete kits in stock
- Custom panels available (consult factory)



EXCLUSIVELY AVAILABLE ON THE IMPACT®  
6X6X3 AND 8X6X3 ENCLOSURES

#### Impact® Face plate Kit Assembly

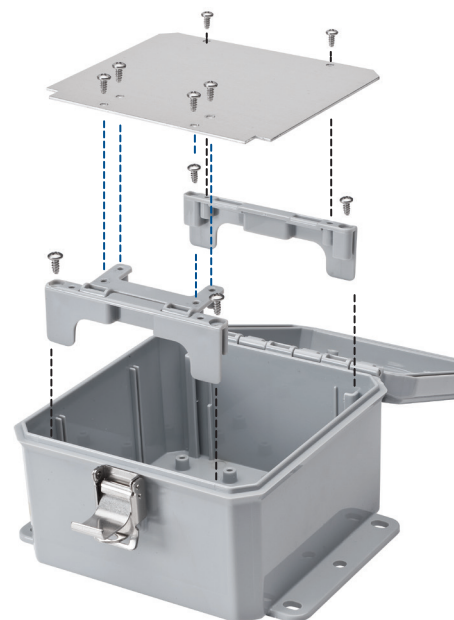


#### TWO SIMPLE STEPS...

##### FACE PLATE System

1. Install Four #8 self-tapping screws to secure the brackets to the enclosure.
2. Install Four #8 self-tapping screws to secure the face plate to brackets.

#### Impact® Swing Panel Kit Assembly



##### SWING PANEL System

1. Install Four #8 self-tapping screws to secure the brackets to the enclosure.
2. Install Four or Six (your choice) #8 self-tapping screws to secure the swing panel to the brackets.

\* Patent # 10,516,256